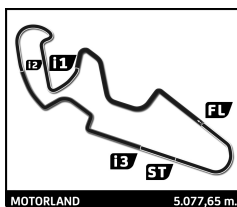


GT-CET

CAMPEONATO DE ESPAÑA



GT-CET

Trofeo de velocidad Motorland 2024

Libres 1

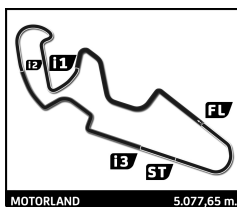
Sector Analysis

— Invalidated Lap ■ Personal Best ■ Session Best B Crossing the pit lane

Lap	Time	Sector 1	Sector 2	Sector 3	Kph	Elapsed	Lap	Time	Sector 1	Sector 2	Sector 3	Kph	Elapsed
6 Cañizares Tortosa / Menkes Campelk RX PRO RACING PEUGEOT 308 RACING CUP							15 Asier Gorostiza Telleria LURAUTO K.K. BMW 240 I						
1	3:44.787	2:02.837	40.296	27.336	81.3	3:44.787	1	6:07.425	4:03.742	43.521	34.960	49.7	6:07.425
2	2:15.606	39.221	38.455	25.093	134.8	6:00.393	2	2:24.119	41.081	40.429	26.042	126.8	8:31.544
3	2:10.866	37.027	37.065	24.342	139.7	8:11.259	3	2:18.546	38.766	38.718	25.527	131.9	10:50.090
4	2:33.048B	35.786	36.019	39.737	119.4	10:44.307	4	2:18.057	38.282	39.510	25.463	132.4	13:08.147
5	6:18.305B	4:33.224	39.262	25.055	48.3	17:02.612	5	2:16.478	37.547	38.580	25.175	133.9	15:24.625
6	14:59.238	...	38.071	25.595	20.3	32:01.850	6	2:35.158B	37.537	40.253	29.517	117.8	17:59.783
7	2:17.032	36.800	37.004	25.448	133.4	34:18.882	7	13:13.389	...	37.904	25.497	23.0	31:13.172
8	2:09.766	36.648	36.027	23.951	140.8	36:28.648	8	2:14.731	37.363	38.298	24.834	135.7	33:27.903
9	2:09.269	35.983	36.338	24.015	141.4	38:37.917	9	2:16.795	38.447	38.533	24.623	133.6	35:44.698
10	2:09.168	36.644	35.725	23.815	141.5	40:47.085	10	2:13.852	37.508	37.523	24.468	136.5	37:58.550
11	2:10.723	37.237	36.835	24.163	139.8	42:57.808	11	2:16.099	38.407	38.056	25.017	134.3	40:14.649
12	2:11.035	38.321	35.886	23.836	139.5	45:08.843	12	2:14.334	37.555	37.698	24.559	136.1	42:28.983
13	2:09.739	36.002	35.651	25.505	140.9	47:18.582	13	2:14.975	37.677	38.030	24.592	135.4	44:43.958
14	2:14.393	35.592	35.762	30.103	136.0	49:32.975	14	2:13.392	36.724	37.861	24.578	137.0	46:57.350
15	2:15.663B	35.525	36.424	23.871	134.7	51:48.638	15	2:15.557	36.872	38.683	24.512	134.8	49:12.907
							16	2:14.283	36.633	37.823	24.849	136.1	51:27.190
9 Albors Aleixandre / Lopez Balboa BALBOR MOTORSPORT C.A. RENAULT CLIO CUP IV							18 Lopez Valdivielso / Rodriguez Sastr C.D.PLEMAR SPORT RENAULT CLIO CUP IV						
1	4:23.935	2:32.959	44.755	27.897	69.2	4:23.935	1	11:19.281	9:24.562	45.258	30.094	26.9	11:19.281
2	2:22.557	39.974	39.338	27.639	128.2	6:46.492	2	2:31.694	44.250	43.042	27.692	120.5	13:50.975
3	2:19.781	40.609	38.572	25.488	130.8	9:06.273	3	2:33.001	43.258	39.818	32.512	119.5	16:23.976
4	2:17.204	38.204	37.807	26.108	133.2	11:23.477	4	2:23.040	39.906	39.653	26.086	127.8	18:47.016
5	2:15.309	37.579	37.811	25.269	135.1	13:38.786	5	2:24.227B	39.234	38.888	25.395	126.7	21:11.243
6	2:17.472	38.746	39.002	25.111	133.0	15:56.258	6	10:51.774	9:08.777	39.598	26.683	28.0	32:03.017
7	2:23.912B	38.512	38.408	25.352	127.0	18:20.170	7	2:24.994	40.211	39.364	28.221	126.1	34:28.011
8	12:46.670	...	42.691	27.107	23.8	31:06.840	8	2:20.490	39.067	39.949	25.942	130.1	36:48.501
9	2:24.468	40.335	41.639	26.345	126.5	33:31.308	9	2:19.325	39.390	39.067	25.497	131.2	39:07.826
10	2:27.749	43.253	40.240	26.977	123.7	35:59.057	10	2:19.721	40.012	39.001	25.556	130.8	41:27.547
11	2:23.050	39.217	39.647	25.972	127.8	38:22.107	11	2:19.772	38.680	39.013	26.875	130.8	43:47.319
12	2:20.520	39.774	38.810	25.740	130.1	40:42.627	12	2:31.332	38.478	39.034	35.672	120.8	46:18.651
13	2:20.529	38.703	39.412	26.478	130.1	43:03.156	13	2:18.242	38.499	38.226	25.725	132.2	48:36.893
14	2:22.817	38.760	39.322	26.432	128.0	45:25.973	14	2:21.181	38.675	38.826	26.849	129.5	50:58.074
15	2:28.030B	38.264	39.410	25.159	123.5	47:54.003							
16	3:28.934	1:44.041	38.721	30.525	87.5	51:22.937							
13 Joan Vinyes Rodriguez BAPORO MOTORSPORT CUPRA TCR DSG							36 Alvarez Sindin / Santos Pérez UCAV RACING SEAT LEON SUPERCOOPA MK2						
1	4:40.452	2:34.627	48.155	35.750	65.2	4:40.452	1	5:32.338B	3:44.136	39.475	27.450	55.0	5:32.338
2	2:48.463	45.099	42.183	40.260	108.5	7:28.915	2	3:37.315	2:02.928	36.522	25.294	84.1	9:09.653
3	2:28.029	41.046	41.278	28.851	123.5	9:56.944	3	2:09.452	36.795	35.802	24.521	141.2	11:19.105
4	2:53.348B	46.382	47.618	29.916	105.4	12:50.292	4	2:05.702	35.176	35.177	23.081	145.4	13:24.807
5	5:14.696	3:32.132	39.853	27.229	58.1	18:04.988	5	2:04.922	34.699	34.971	23.017	146.3	15:29.729
6	2:18.754	39.314	39.021	26.408	131.7	20:23.742	6	2:19.015B	34.568	37.783	23.597	131.5	17:48.744
7	2:28.679B	40.749	38.640	26.199	122.9	22:52.421	7	6:13.300B	4:12.529	42.960	30.865	49.0	24:02.044
8	8:48.294	7:11.123	39.056	25.245	34.6	31:40.715	8	7:43.410	5:50.472	41.256	32.960	39.4	31:45.454
9	2:14.144	37.731	38.568	24.976	136.3	33:54.859	9	2:19.114	39.073	38.031	26.467	131.4	34:04.568
10	2:11.753	37.592	37.372	24.361	138.7	36:06.612	10	2:18.341	39.331	38.586	25.926	132.1	36:22.909
11	2:22.333	44.040	39.699	25.373	128.4	38:28.945	11	2:28.537B	38.301	39.350	28.686	123.0	38:51.446
12	2:19.672	37.841	37.938	30.895	130.9	40:48.617	12	5:53.456	4:03.007	43.232	28.860	51.7	44:44.902
13	2:13.020	37.383	37.935	24.808	137.4	43:01.637	13	2:19.318	38.957	38.838	25.590	131.2	47:04.220
14	2:12.305	36.697	37.442	24.154	138.1	45:13.942	14	2:18.115	38.071	39.333	25.350	132.3	49:22.335
15	2:11.678	37.044	37.017	24.253	138.8	47:25.620	15	2:17.449	37.943	38.057	26.274	133.0	51:39.784
16	2:10.305	36.517	37.340	23.657	140.3	49:35.925							
17	2:25.492B	36.919	39.843	26.970	125.6	52:01.417							
40 Jose Palomar Maroto MOTOR CLUB SABADELL RENAULT CLIO CUP IV													

GT-CET

CAMPEONATO DE ESPAÑA



GT-CET

Trofeo de velocidad Motorland 2024

Libres 1

Sector Analysis

— Invalidated Lap ■ Personal Best ■ Session Best B Crossing the pit lane

Lap	Time	Sector 1	Sector 2	Sector 3	Kph	Elapsed	Lap	Time	Sector 1	Sector 2	Sector 3	Kph	Elapsed	
1	3:29.522	59.200	59.541	41.541	87.2	3:29.522	70 Vicente Valles Piera VSR MOTORSPORT AUDI TT	1	5:46.422	3:22.567	56.134	37.759	52.8	5:46.422
2	2:43.660B	45.414	42.355	28.567	111.7	6:13.182		2	3:04.011	52.861	53.232	33.618	99.3	8:50.433
3	3:53.876	2:03.640	45.898	27.997	78.1	10:07.058		3	2:38.919	46.309	43.237	31.114	115.0	11:29.352
4	2:22.724	39.599	40.953	26.679	128.1	12:29.782		4	2:43.677	46.429	43.491	27.847	111.7	14:13.029
5	2:16.932	37.678	39.436	25.041	133.5	14:46.714		5	2:45.939B	42.701	40.580	27.460	110.1	16:58.968
6	2:15.096	37.398	37.477	25.745	135.3	17:01.810		6	5:28.079	3:32.718	44.923	31.001	55.7	22:27.047
7	2:13.417	37.228	37.398	24.492	137.0	19:15.227		7	3:10.713B	50.686	47.468	31.695	95.8	25:37.760
8	2:12.915	37.081	37.109	24.540	137.5	21:28.142		8	6:16.247	4:20.194	48.334	29.116	48.6	31:54.007
9	2:38.395B	36.986	40.796	31.208	115.4	24:06.537		9	2:25.884	40.169	40.672	26.994	125.3	34:19.891
10	10:20.326	8:41.115	39.143	25.392	29.5	34:26.863		10	2:54.647B	40.478	40.169	26.897	104.7	37:14.538
11	2:23.936B	37.507	39.406	26.492	127.0	36:50.799		11	5:40.936	3:55.419	41.298	26.421	53.6	42:55.474
12	4:13.474	2:36.318	37.491	25.024	72.1	41:04.273		12	2:32.507	44.622	40.662	27.794	119.8	45:27.981
13	2:12.956	36.947	37.195	24.574	137.5	43:17.229		13	3:09.686B	39.612	50.392	36.437	96.4	48:37.667
14	2:12.708	36.929	37.023	24.598	137.7	45:29.937								
15	2:14.333	38.360	37.470	24.299	136.1	47:44.270								
16	2:12.617	36.343	37.509	24.334	137.8	49:56.887								
17	2:11.649	36.507	36.938	24.084	138.8	52:08.536								

Lap	Time	Sector 1	Sector 2	Sector 3	Kph	Elapsed	
45 Vergara Ulzurrun / Garcia Otin LURAUTO K.K. MINI COOPER	1	4:13.170	2:04.493	50.411	32.215	72.2	4:13.170
	2	2:39.341	44.144	45.175	31.720	114.7	6:52.511
	3	2:30.427	41.448	42.981	27.523	121.5	9:22.938
	4	2:26.344	41.254	40.860	26.863	124.9	11:49.282
	5	2:26.684	42.112	40.560	26.889	124.6	14:15.966
	6	2:26.346	41.137	40.569	27.075	124.9	16:42.312
	7	2:26.473	41.363	41.502	26.538	124.8	19:08.785
	8	2:26.240	41.030	42.142	26.508	125.0	21:35.025
	9	2:43.473B	41.752	41.967	27.977	111.8	24:18.498
	10	7:09.658	5:17.315	43.480	29.255	42.5	31:28.156
	11	2:31.070	43.574	41.766	27.453	121.0	33:59.226
	12	2:24.966	41.028	40.320	26.503	126.1	36:24.192
	13	2:23.834	39.768	40.548	26.646	127.1	38:48.026
	14	2:22.277	39.807	39.556	26.282	128.5	41:10.303
	15	2:24.643	39.728	41.863	26.405	126.4	43:34.946
	16	2:21.935	40.853	39.372	25.372	128.8	45:56.881
	17	2:20.640	39.321	39.932	25.118	130.0	48:17.521
	18	2:21.567	39.380	39.650	25.897	129.1	50:39.088

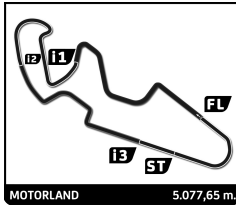
Lap	Time	Sector 1	Sector 2	Sector 3	Kph	Elapsed	
66 Puitgmal / Cicuendez Gallego MOTOR CLUB SABADELL RENAULT CLIO CUP IV	1	3:23.739	57.888	58.872	41.459	89.7	3:23.739
	2	2:42.012B	47.629	42.242	28.938	112.8	6:05.751
	3	3:16.746	1:21.308	40.390	30.985	92.9	9:22.497
	4	2:18.917	39.905	38.880	24.821	131.6	11:41.414
	5	2:17.081	37.923	39.306	24.725	133.3	13:58.495
	6	2:15.977	37.239	38.592	25.456	134.4	16:14.472
	7	2:12.506	36.916	37.155	23.901	137.9	18:26.978
	8	2:12.909	37.192	37.138	24.066	137.5	20:39.887
	9	7:43.056B	5:29.591	55.801	28.791	39.5	28:22.943
	10	11:19.414	9:38.928	39.167	25.765	26.9	39:42.357
	11	2:20.095	38.888	39.198	26.034	130.5	42:02.452
	12	3:59.050B	42.680	56.277	50.275	76.5	46:01.502
	13	3:51.260	2:12.823	38.087	25.414	79.0	49:52.762
	14	2:14.729	37.484	37.926	24.945	135.7	52:07.491

Lap	Time	Sector 1	Sector 2	Sector 3	Kph	Elapsed	
100 Bras Silvero / Gonzalez Gonzalez ESCUDERIA FARAON PORSCHE 992 GT3 CUP	1	4:29.181	2:51.390	39.191	26.736	67.9	4:29.181
	2	2:01.663	34.814	34.641	21.917	150.2	6:30.844
	3	1:57.777	32.862	32.669	21.835	155.2	8:28.621
	4	1:55.375	32.371	32.214	20.935	158.4	10:23.996
	5	2:00.426B	32.075	32.399	21.916	151.8	12:24.422
	6	4:19.511	2:51.662	35.171	22.461	70.4	16:43.933
	7	2:01.279	34.565	33.728	21.920	150.7	18:45.212
	8	1:58.375	33.584	33.264	21.603	154.4	20:43.587
	9	2:05.450B	32.622	32.874	21.453	145.7	22:49.037
	10	8:30.222	7:01.369	33.919	22.261	35.8	31:19.259
	11	1:58.993	33.000	33.993	21.990	153.6	33:18.252
	12	2:04.969B	36.347	32.990	21.237	146.3	35:23.221
	13	4:29.225	3:05.949	32.764	21.046	67.9	39:52.446
	14	1:56.014	32.364	33.045	21.201	157.5	41:48.460
	15	1:55.256	32.252	32.612	21.180	158.6	43:43.716
	16	2:03.926B	31.928	34.873	21.047	147.5	45:47.642
	17	3:37.988	2:12.577	34.065	21.980	83.8	49:25.630
	18	2:02.359	32.850	32.226	21.122	149.4	51:27.989

Lap	Time	Sector 1	Sector 2	Sector 3	Kph	Elapsed	
101 Amrouche LIONEL AMROUCHE VORTEX 1.0	1	3:15.023	1:19.503	44.905	31.692	93.7	3:15.023
	2	2:19.723	44.083	37.798	24.783	130.8	5:34.746
	3	2:10.553	38.689	35.981	24.008	140.0	7:45.299
	4	2:06.278	36.895	34.884	23.614	144.7	9:51.577
	5	2:03.909	36.491	33.983	22.681	147.5	11:55.486
	6	2:01.436	34.568	33.536	22.721	150.5	13:56.922
	7	2:00.872	35.334	33.527	22.135	151.2	15:57.794
	8	2:02.543	35.924	33.513	22.716	149.1	18:00.337
	9	2:04.413	35.744	34.156	23.448	146.9	20:04.750
	10	2:03.854	36.011	34.532	22.809	147.6	22:08.604
	11	2:35.580B	40.458	40.015	25.614	117.5	24:44.184
	12	6:36.570	5:01.790	38.345	24.982	46.1	31:20.754
	13	2:05.041	35.241	36.722	23.334	146.2	33:25.795
	14	2:28.857	52.220	39.882	26.302	122.8	35:54.652
	15	2:01.988	34.256	34.972	22.722	149.8	37:56.640
	16	1:59.909	33.914	34.301	22.246	152.4	39:56.549
	17	1:59.058	33.126	33.516	22.633	153.5	41:55.607

GT-CET

CAMPEONATO DE ESPAÑA



GT-CET

Trofeo de velocidad Motorland 2024

Libres 1

Sector Analysis

— Invalidated Lap ■ Personal Best ■ Session Best B Crossing the pit lane

Lap	Time	Sector 1	Sector 2	Sector 3	Kph	Elapsed
18	1:57.608	32.794	33.601	22.240	155.4	43:53.215
19	1:57.685	33.095	33.118	21.853	155.3	45:50.900
20	1:58.731	33.482	33.695	22.020	153.9	47:49.631
21	2:00.706	33.671	34.395	23.029	151.4	49:50.337
22	1:57.864	32.853	33.319	22.551	155.1	51:48.201

111 Yeregui Ybarra / Carretero Ortega						
CD DAGO AUDI R8						
Lap	Time	Sector 1	Sector 2	Sector 3	Kph	Elapsed
1	3:15.939	1:36.461	40.027	26.312	93.3	3:15.939
2	2:05.730	37.418	35.208	23.300	145.4	5:21.669
3	1:58.577	33.422	34.325	21.830	154.1	7:20.246
4	1:54.562	32.042	32.483	21.305	159.5	9:14.808
5	1:54.710	31.908	32.800	21.184	159.3	11:09.518
6	1:54.266	31.734	32.246	21.771	160.0	13:03.784
7	2:05.836B	33.198	33.525	21.420	145.2	15:09.620
8	5:34.652	4:03.179	35.855	24.273	54.6	20:44.272
9	2:21.259B	35.083	35.251	24.008	129.4	23:05.531
10	7:58.245	6:28.213	35.370	24.119	38.2	31:03.776
11	2:02.308	34.589	34.831	23.128	149.4	33:06.084
12	2:01.764	34.306	34.597	23.038	150.1	35:07.848
13	2:01.016	33.957	34.395	23.087	151.0	37:08.864
14	2:00.277	33.844	34.276	22.711	152.0	39:09.141
15	2:03.050	36.245	34.330	22.974	148.5	41:12.191
16	2:01.981	35.172	34.486	22.679	149.8	43:14.172
17	2:00.305	33.994	33.762	22.902	151.9	45:14.477
18	2:00.020	33.414	33.959	23.103	152.3	47:14.497
19	1:59.621	33.669	33.591	22.681	152.8	49:14.118
20	2:31.470B	36.365	39.572	28.466	120.7	51:45.588

112 Lourinho Bras / Gomez Guillen						
ESCUDERIA FARAON PORSCHE 992 GT3 CUP						
Lap	Time	Sector 1	Sector 2	Sector 3	Kph	Elapsed
1	4:33.396	2:42.246	42.732	34.399	66.9	4:33.396
2	2:08.067	36.343	35.144	25.182	142.7	6:41.463
3	2:14.059B	33.885	34.454	22.283	136.3	8:55.522
4	4:23.908	2:51.385	35.537	23.244	69.3	13:19.430
5	2:05.303	35.050	34.513	22.957	145.9	15:24.733
6	2:03.524	33.762	36.080	23.093	148.0	17:28.257
7	2:01.632	34.163	33.780	22.859	150.3	19:29.889
8	2:01.807	33.700	34.505	23.156	150.1	21:31.696
9	2:33.269B	34.349	38.862	31.158	119.2	24:04.965
10	7:29.864	5:56.115	37.667	25.090	40.6	31:34.829
11	2:02.421	35.032	34.051	22.745	149.3	33:37.250
12	2:03.179	35.084	34.031	23.809	148.4	35:40.429
13	2:07.158B	33.329	33.865	22.595	143.7	37:47.587
14	4:43.936	3:16.953	34.579	21.896	64.4	42:31.523
15	1:58.293	34.035	33.102	21.156	154.5	44:29.816
16	2:02.145	33.492	35.361	23.418	149.6	46:31.961
17	2:10.318	42.571	35.324	22.633	140.3	48:42.279
18	2:21.038B	35.032	38.800	26.015	129.6	51:03.317

113 Vinyes Dabad / Font Casas						
BAPORO MOTORSPORT PORSCHE 992 GT3 CUP						
Lap	Time	Sector 1	Sector 2	Sector 3	Kph	Elapsed
1	3:17.352	1:32.572	41.220	28.417	92.6	3:17.352
2	2:10.805	41.352	35.735	23.327	139.7	5:28.157
3	2:01.941	34.245	34.530	22.415	149.9	7:30.098
4	1:58.358	33.931	33.156	21.895	154.4	9:28.456
5	2:34.506B	41.977	42.409	27.941	118.3	12:02.962

Lap	Time	Sector 1	Sector 2	Sector 3	Kph	Elapsed
6	5:46.142	4:16.101	34.781	23.234	52.8	17:49.104
7	2:00.200	33.806	34.914	22.072	152.1	19:49.304
8	2:18.714B	34.760	35.210	25.496	131.8	22:08.018
9	9:23.894	7:49.562	37.479	26.780	32.4	31:31.912
10	1:58.724	34.696	33.019	21.257	153.9	33:30.636
11	1:58.910	35.512	33.513	20.991	153.7	35:29.546
12	1:54.944	32.581	32.590	21.031	159.0	37:24.490
13	2:13.449B	35.156	35.379	23.138	137.0	39:37.939
14	4:01.838	2:33.693	35.605	23.452	75.6	43:39.777
15	1:56.642	33.562	32.476	21.723	156.7	45:36.419
16	1:57.670	32.022	32.933	21.503	155.3	47:34.089
17	1:55.390	31.903	33.324	21.425	158.4	49:29.479
18	1:55.594	32.845	32.417	21.297	158.1	51:25.073

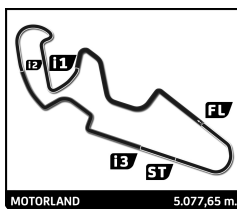
118 Fontes Blanco / Silvero Castilla						
ESCUDERIA FARAON FERRARI 488 CH EVO						
Lap	Time	Sector 1	Sector 2	Sector 3	Kph	Elapsed
1	4:05.211	2:30.008	38.715	25.483	74.5	4:05.211
2	2:01.718	34.869	34.094	22.643	150.2	6:06.929
3	1:58.726	34.076	33.165	22.277	153.9	8:05.655
4	1:56.806	32.777	32.820	22.003	156.5	10:02.461
5	1:55.693	32.843	32.241	21.567	158.0	11:58.154
6	2:25.616B	37.434	40.362	25.509	125.5	14:23.770
7	5:38.930	3:54.942	41.005	27.449	53.9	20:02.700
8	2:17.113	39.015	37.606	26.547	133.3	22:19.813
9	2:39.245B	43.367	41.279	30.417	114.8	24:59.058
10	6:44.843	5:06.962	38.433	26.124	45.1	31:43.901
11	2:14.345	38.345	37.344	25.346	136.0	33:58.246
12	2:10.905	37.567	36.961	24.108	139.6	36:09.151
13	2:12.814	38.288	36.815	24.842	137.6	38:21.965
14	2:24.667	37.297	36.412	37.057	126.3	40:46.632
15	2:10.737	37.150	36.931	24.181	139.8	42:57.369
16	2:20.550B	40.015	37.064	24.887	130.0	45:17.919
17	6:06.037B	4:24.225	37.329	24.850	49.9	51:23.956

120 Jon Aizpurua Saenz						
ESCUDERIA LA CORUÑA KTM GT2						
Lap	Time	Sector 1	Sector 2	Sector 3	Kph	Elapsed
1	10:44.952	8:08.720			28.3	10:44.952
2	2:44.678B	44.001			111.0	13:29.630
3	5:30.394	3:54.196	38.533	26.026	55.3	19:00.024
4	2:08.276	36.361			142.5	21:08.300
5	2:27.760B	35.648			123.7	23:36.060
6	8:29.863	6:59.399			35.8	32:05.923
7	2:02.505	35.081			149.2	34:08.428
8	2:01.281	34.131			150.7	36:09.709
9	2:05.682	37.500			145.4	38:15.391
10	2:01.336	34.720			150.6	40:16.727
11	2:00.941	34.243			151.1	42:17.668
12	2:02.471	34.814	34.643	22.907	149.2	44:20.139
13	2:17.630B	33.643	36.652	23.502	132.8	46:37.769
14	4:58.970	3:28.171			61.1	51:36.739

122 Barambio Perea / Garcia Menendez						
GT CORSE PORSCHE 992 GT3 CUP						
Lap	Time	Sector 1	Sector 2	Sector 3	Kph	Elapsed
1	3:28.997	1:26.031	48.254	30.232	87.5	3:28.997
2	2:07.109	35.459	35.086	25.436	143.8	5:36.106
3	2:00.825	35.824	33.265	22.086	151.3	7:36.931
4	1:58.174	33.496	33.607	21.476	154.7	9:35.105

GT-CET

CAMPEONATO DE ESPAÑA



GT-CET

Trofeo de velocidad Motorland 2024

Libres 1

Sector Analysis

— Invalidated Lap ■ Personal Best ■ Session Best B Crossing the pit lane

Lap	Time	Sector 1	Sector 2	Sector 3	Kph	Elapsed	Lap	Time	Sector 1	Sector 2	Sector 3	Kph	Elapsed
5	1:55.614	32.327	32.636	21.550	158.1	11:30.719	16	2:02.931	34.280	34.450	22.549	148.7	47:25.223
6	2:01.089	32.776	35.178	21.580	150.9	13:31.808	17	2:03.317	34.166	34.845	22.915	148.2	49:28.540
7	1:54.176	31.682	32.071	21.336	160.1	15:25.984	18	2:34.265B	35.080	35.641	28.221	118.5	52:02.805
8	2:02.837B	33.004	33.974	21.169	148.8	17:28.821	133 Santos Avalle / Kristensen Illan						
9	4:23.347	2:55.836	34.492	22.766	69.4	21:52.168	ESCUDERIA LA CORUÑA LIGIER JS2R						
10	2:46.945B	34.325	46.324	30.923	109.5	24:39.113	1	8:47.281B	6:44.230	47.487	30.012	34.7	8:47.281
11	7:06.052	5:36.237	35.140	23.698	42.9	31:45.165	2	4:06.710	2:21.676	40.106	27.792	74.1	12:53.991
12	2:03.427	35.199	34.819	23.564	148.1	33:48.592	3	2:21.214	39.939	39.995	25.437	129.4	15:15.205
13	1:59.360	33.364	33.908	22.510	153.1	35:47.952	4	2:21.078	40.122	40.324	26.133	129.6	17:36.283
14	1:58.811	33.895	33.411	22.122	153.8	37:46.763	5	2:16.312	39.986	37.813	24.572	134.1	19:52.595
15	1:56.759	32.512	33.056	21.757	156.5	39:43.522	6	2:13.782	38.354	37.603	24.102	136.6	22:06.377
16	1:57.477	33.486	32.885	21.753	155.6	41:40.999	7	2:35.996B	40.082	38.857	26.156	117.2	24:42.373
17	1:55.624	32.458	32.435	21.743	158.1	43:36.623	8	8:33.777	6:56.688	39.056	24.560	35.6	33:16.150
18	1:55.872	32.535	32.445	21.681	157.7	45:32.495	9	2:15.349	40.941	36.631	23.699	135.0	35:31.499
19	2:05.023	33.363	33.300	24.356	146.2	47:37.518	10	2:08.790	37.455	35.772	23.207	141.9	37:40.289
20	1:58.368	33.004	32.951	22.050	154.4	49:35.886	11	2:15.683B	37.320	37.332	23.575	134.7	39:55.972
21	2:01.354	32.914	33.037	23.908	150.6	51:37.240	12	4:31.112	2:56.009	38.638	24.622	67.4	44:27.084

124 Manuel Bertolin Sanchis						
GT CORSE			BMW M4 GT4			
1	3:41.443	1:46.669	44.491	29.923	82.5	3:41.443
2	2:23.322	42.005	40.885	25.515	127.5	6:04.765
3	2:11.089	37.746	36.958	23.948	139.4	8:15.854
4	2:09.073	38.698	35.315	23.060	141.6	10:24.927
5	2:10.258	34.531	34.254	29.740	140.3	12:35.185
6	2:04.418	34.680	35.807	22.638	146.9	14:39.603
7	2:03.666	35.265	34.468	22.452	147.8	16:43.269
8	2:04.816	37.102	34.025	22.470	146.4	18:48.085
9	2:10.160B	34.574	34.473	23.141	140.4	20:58.245
10	10:39.310	9:03.620	38.766	24.549	28.6	31:37.555
11	2:06.354	35.273	35.610	23.638	144.7	33:43.909
12	2:11.764	35.262	38.256	24.900	138.7	35:55.673
13	2:02.982	34.583	34.398	22.558	148.6	37:58.655
14	2:06.070	37.465	34.732	22.549	145.0	40:04.725
15	2:02.666	34.286	34.741	22.277	149.0	42:07.391
16	2:01.886	34.209	34.473	22.361	150.0	44:09.277
17	2:02.052	33.668	34.404	22.730	149.7	46:11.329
18	2:01.930	34.549	34.150	22.197	149.9	48:13.259
19	2:01.704	34.116	34.228	22.247	150.2	50:14.963

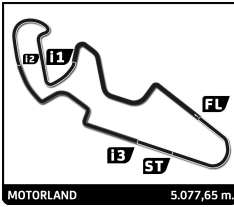
126 Parera Martinell / Dasi Martinez De V						
PCR SPORT CLUB ESPORTIU			MERCEDES AMG GT4			
1	5:10.571	3:18.267	45.310	29.285	58.9	5:10.571
2	2:22.406	40.886	41.130	25.954	128.3	7:32.977
3	2:17.456	39.651	38.813	25.417	133.0	9:50.433
4	2:14.804	38.497	37.014	26.062	135.6	12:05.237
5	2:08.298	35.636	35.696	24.536	142.5	14:13.535
6	2:08.834	36.946	35.647	23.860	141.9	16:22.369
7	2:18.539B	35.682	36.471	23.964	131.9	18:40.908
8	5:56.669B	3:42.744	48.463	31.110	51.2	24:37.577
9	8:12.095	6:35.400	38.370	25.197	37.1	32:49.672
10	2:07.756	36.127	35.901	23.547	143.1	34:57.428
11	2:07.144	35.277	35.495	23.261	143.8	37:04.572
12	2:04.007	35.098	34.916	22.451	147.4	39:08.579
13	2:08.331	38.134	35.241	23.320	142.4	41:16.910
14	2:02.775	34.315	34.744	22.399	148.9	43:19.685
15	2:02.607	34.448	34.714	22.156	149.1	45:22.292

135 Martins / Svepes						
RACAR MOTORSPORT			PORSCHE 992 GT3 CUP			
1	5:23.043B	3:30.118	40.030	25.783	56.6	5:23.043
2	2:37.435B	1:01.512	34.903	23.553	116.1	8:00.478
3	2:23.782B	52.717	33.560	22.552	127.1	10:24.260
4	3:17.599B	1:44.351	33.468	22.535	92.5	13:41.859
5	2:23.148	56.949	34.773	22.047	127.7	16:05.007
6	1:58.477	32.669	34.326	21.801	154.3	18:03.484
7	1:57.531	32.812	33.971	21.549	155.5	20:01.015
8	1:55.633	32.221	32.519	21.891	158.1	21:56.648
9	2:44.079B	32.298	44.656	30.857	111.4	24:40.727
10	9:56.015	8:23.348	36.845	23.274	30.7	34:36.742
11	2:00.679	33.641	33.752	22.483	151.5	36:37.421
12	2:24.023	40.971	46.951	24.634	126.9	39:01.444
13	2:00.529	33.391	34.395	22.975	151.6	41:01.973
14	1:56.693	32.783	32.700	22.008	156.6	42:58.666
15	1:59.474	35.510	32.508	22.103	153.0	44:58.140
16	1:55.093	31.723	32.521	21.796	158.8	46:53.233
17	1:54.993	31.624	32.037	21.837	158.9	48:48.226
18	2:07.509B	32.564	34.939	23.749	143.3	50:55.735

191 Jean-Roch Piat						
VELOSO MOTORSPORT			PORSCHE 991.1 GT3 CUP			
1	3:20.755	1:25.008	46.637	29.795	91.0	3:20.755
2	2:20.220	40.240	37.583	25.951	130.3	5:40.975
3	2:12.729	37.126	37.247	24.719	137.7	7:53.704
4	2:11.002	36.222	36.647	24.838	139.5	10:04.706
5	2:10.659	36.724	36.761	24.729	139.9	12:15.365
6	2:17.282B	36.448	37.286	24.621	133.1	14:32.647
7	17:21.546	...	38.154	24.704	17.5	31:54.193
8	2:08.138	35.991	36.249	23.691	142.6	34:02.331
9	2:08.445	36.588	35.564	23.515	142.3	36:10.776
10	2:11.607	37.281	36.635	25.035	138.9	38:22.383
11	2:10.834	37.782	35.852	24.468	139.7	40:33.217
12	2:05.403	35.554	35.114	23.217	145.7	42:38.620

GT-CET

CAMPEONATO DE ESPAÑA



GT-CET

Trofeo de velocidad Motorland 2024

Libres 1

Sector Analysis

— Invalidated Lap ■ Personal Best ■ Session Best B Crossing the pit lane

Lap	Time	Sector 1	Sector 2	Sector 3	Kph	Elapsed	Lap	Time	Sector 1	Sector 2	Sector 3	Kph	Elapsed
13	2:03.678	34.442	34.822	23.068	147.8	44:42.298							
14	2:03.848	34.419	34.910	22.835	147.6	46:46.146							
15	2:03.903	34.489	34.732	23.050	147.5	48:50.049							
16	2:15.639B	34.436	34.976	24.708	134.7	51:05.688							

199

José Barros

VELOSO MOTORSPORT

PORSCHE 992 GT3 CUP

1	3:14.556	1:21.985	43.685	31.498	93.9	3:14.556
2	2:12.073	38.418	37.149	24.175	138.4	5:26.629
3	2:06.713	35.154	37.103	23.648	144.2	7:33.342
4	2:04.332	35.597	35.085	23.310	147.0	9:37.674
5	2:02.398	34.252	34.281	23.021	149.3	11:40.072
6	2:10.493B	33.844	34.227	22.844	140.1	13:50.565
7	4:34.593	3:07.031	34.748	22.655	66.6	18:25.158
8	1:59.927	33.536	34.665	21.969	152.4	20:25.085
9	1:59.892	33.187	34.265	22.197	152.4	22:24.977
10	2:45.162B	42.912	42.243	29.000	110.7	25:10.139
11	6:06.814	4:37.635	35.964	22.543	49.8	31:16.953
12	2:02.148	33.867	35.225	23.100	149.6	33:19.101
13	1:57.489	33.140	33.338	21.593	155.6	35:16.590
14	1:56.877	32.623	33.409	21.446	156.4	37:13.467
15	1:56.555	32.673	33.427	21.375	156.8	39:10.022
16	1:58.883	33.958	33.593	21.341	153.7	41:08.905
17	1:56.813	32.504	33.565	21.100	156.5	43:05.718
18	2:01.134	33.827	35.095	22.680	150.9	45:06.852
19	1:57.016	32.845	33.497	21.422	156.2	47:03.868
20	1:56.274	32.356	33.154	21.290	157.2	49:00.142
21	2:16.009B	32.357	32.989	29.656	134.4	51:16.151